

# handilift

## WHEELCHAIR LIFT



The Handi Lift series offers a unique to the market folding mechanism of the platform.

A chain operation reduce the potential risk of squeezing hazard in the lifts folding movement.

Combined with extensive covering of the other moving parts, the Handi Lift series is considered a well protected and safe experience for the user.

# handilift

## WHEELCHAIR LIFT

### Handi Lift™ - Wheelchair Lift

The Handi Lift™ is a vehicle wheelchair lift for both personal and commercial use, and is available in three different versions; Solid Platform, Split Platform and Folding Platform.

The lifts are surprisingly silent and can be controlled by a wireless remote control. All in all making it a comfortable experience for the passenger to use the lift.

All metal parts are protected against corrosion with an environmental friendly water-based coating; AquaArmor®. The non-slip metal-mesh platforms ensures safe boarding in all weather conditions.

The passenger won't risk being trapped in the car – even if all electronics fail. In case of an emergency, the lift can be fully operated manually with a hydraulic back-up pump.

### Options

The lifts are prepared for the following options:

- Yellow warning lights.
- Back lid remote control.
- Illumination of the platform.
- Control button on the handle (mobility only).
- Plug and play door opener (mobility only).
- Wireless remote control (mobility only).
- Possibility for two remote controls.

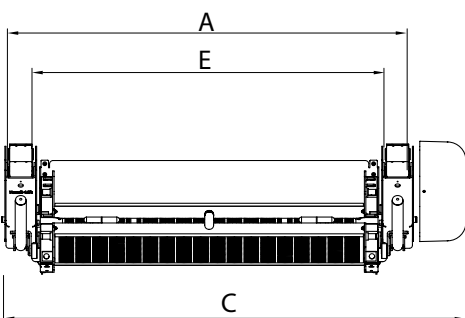
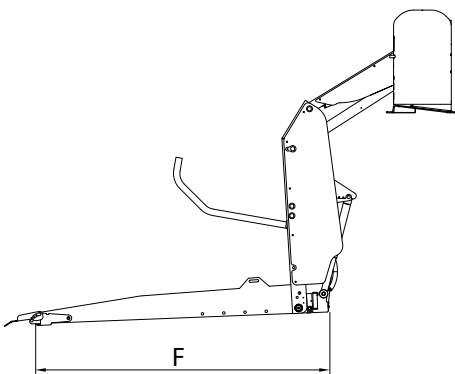
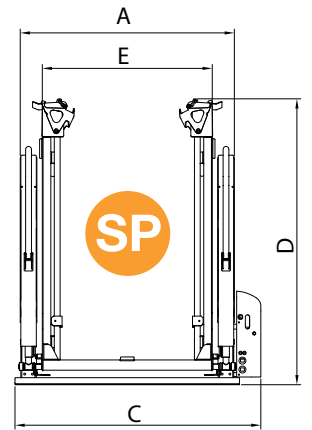
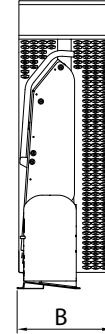
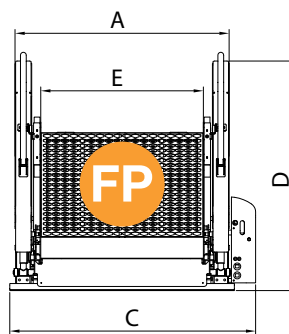
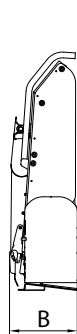
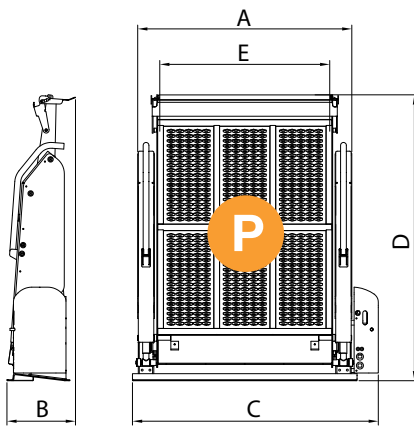



Scan to see the Handi Lift™ in action!



### TECHNICAL SPECIFICATIONS

Electrical system	VDC	12
Loading capacity	kg	400
Weight	kg	123-154
Floor to ground (Max.)	mm	1000
Operating pressure	bar	115
Electric motor power	kW	0,5
Back-up pump	Y/N	Yes



Product number	Mobility / Commercial	A	B	C	D	E	F
FP84138 / L	Mobility	1106	360	1275	1190	840	1380
FP74138 / L	Mobility	1006	360	1175	1190	740	1380
FP70115 / L	Mobilitt	966	355	1115	1074	700	1150
FP70115C / L	Commercial	966	355	1115	1074	700	1150
FP84138C / L	Commercial	1106	360	1275	1233	840	1380
FP74138C / L	Commercial	1006	360	1175	1233	740	1380
FP84138C-UK / L	Commercial	1200	360	1275	1370	840	1380
P90138C / L	Commercial	1106	305	1275	1480	900	1380
P80130C / L	Commercial	1006	305	1175	1400	800	1300
P76120C / L	Commercial	966	305	1115	1300	760	1200
SP90138C / L	Commercial	1106	500	1275	1480	900	1380
SP80130C / L	Commercial	1006	450	1175	1400	800	1300
SP76120C / L	Commercial	966	430	1115	1300	760	1200
SP90138C-UK / L	Commercial	1200	500	1275	1480	900	1380

All lifts are as standard fitted with a right-sided manual pump. /L indicates a mirrored version with the manual pump placed in the left side. All measurements in mm. FP = Folding platform - P = Solid platform - SP = Split platform. "F" is the total length, when the lift is folded out.

CE



**handicare**

Baggeskærvej 48  
DK-7400 Herning  
+45 96 26 96 20  
autoproducs@handicare.dk  
handicare.dk